

ASHLAND[®] PolyTraps[®]

Installation Guide: Hydro Mechanical Grease Interceptors 4800 series

Before you Start

1. Do not install interceptor backward.
2. Interceptor must be placed on a flat, solid surface to support bottom.
3. Be sure to fill unit with water and install lid before backfilling
4. Always install all **ASHLAND[®]** Grease Interceptors according to manufacturer's recommendations, specified requirements and state and or local codes.

Overview

ASHLAND[®] PolyTraps[®] are designed to extract fats, oils, grease (fog) that enters the waste system. The simple Design of the **ASHLAND[®]** PolyTrap[®] can greatly reduce costly cleaning and possible damage to a building's plumbing system. *Some dry inlet interceptors use a "flow control device" for peak flow situations. The flow control device minimizes the passage at the inlet of the interceptor by introducing an orifice smaller than the inlet pipe for the effluent to pass through.

How it works

1. The *flow control valve (4800 series only) and the internal baffles stabilize the flow of the incoming effluent.
2. As water turbulence is eliminated, grease, oil and other lighter-than-water materials float to the top.
3. As the effluent moves under the baffles, sediment drops to the bottom.
(Though some solids may be removed this is not a solids interceptor)

Installation

This product was tested and rated using an external vented flow controller. Failure to use the vented flow controller provided in accordance with the installation instructions may compromise the performance of the product.

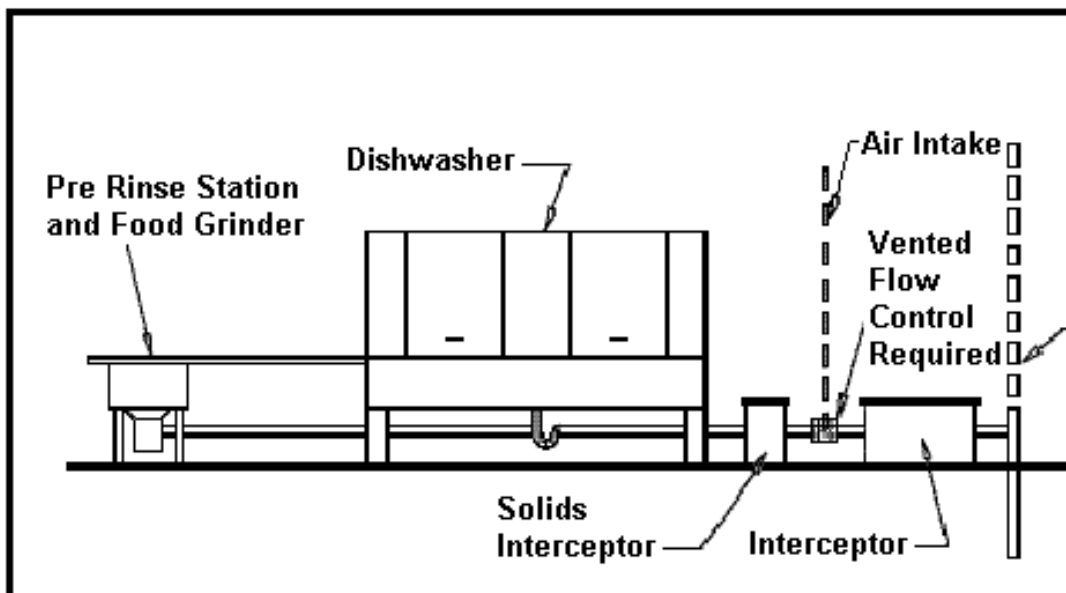
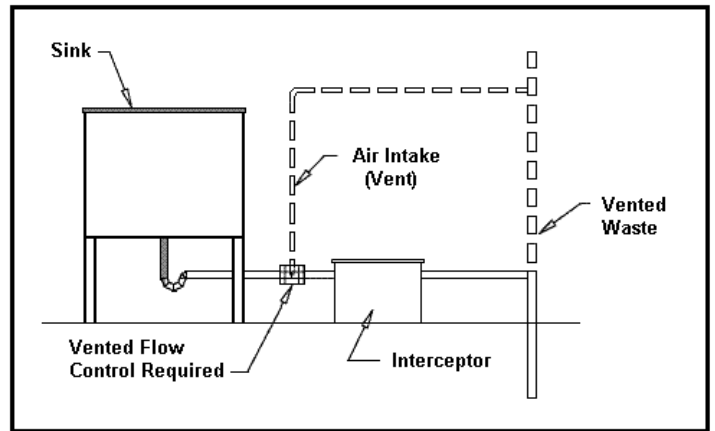
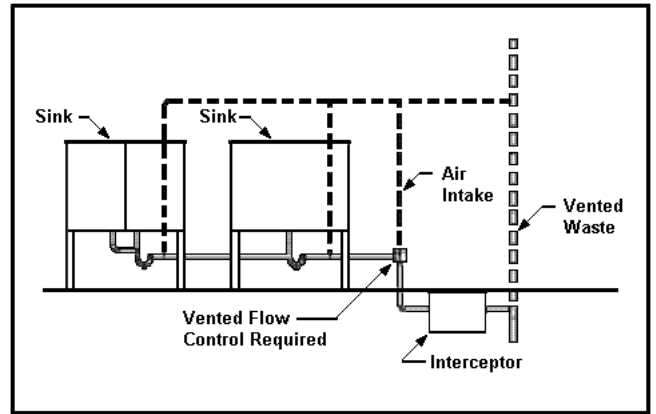
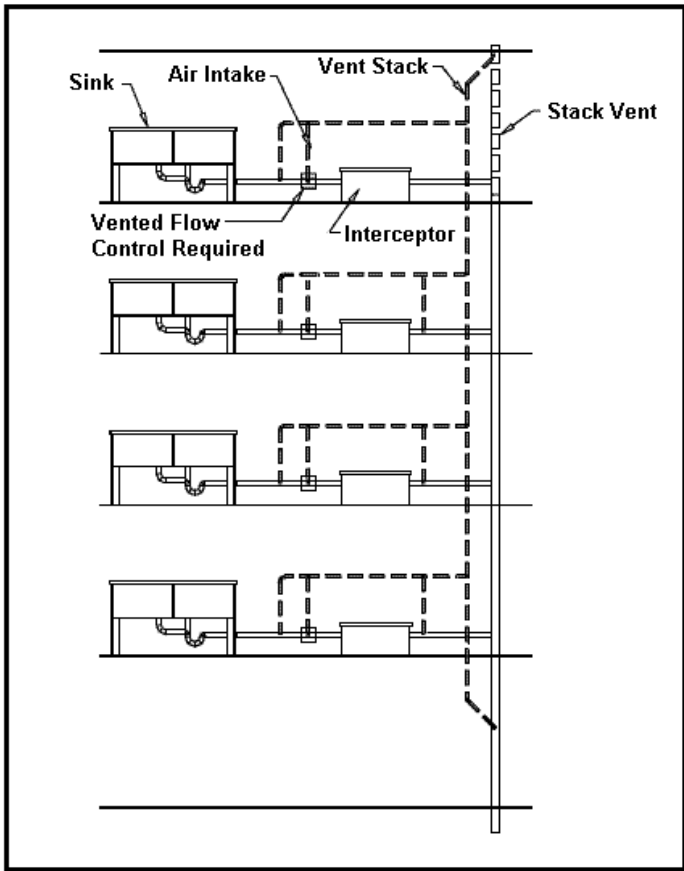
1. Inspect unit for defects and make sure it meets specified requirements.
2. **DO NOT INSTALL INTERCEPTOR BACKWARDS.** The large baffle is typically the outlet side. Install interceptor as close as possible to the source of fats, oils and grease (FOG) laden water. This minimizes unprotected pipe, and FOG separates best when effluent is relatively hot.
3. Install interceptor sitting on floor, partially recessed or flush-to-floor, making sure there is enough room to allow for easy maintenance of the unit. (Room for cover to be removed 6"). Rule of thumb: with cover removed all wetted surfaces should be visible.
4. **INTERCEPTOR MUST BE PLACED ON A FLAT, SOLID SURFACE TO SUPPORT THE BOTTOM!** When suspending interceptor from floor above, all units must be fully supported on bottom with a flat surface strong enough to support the weight of the unit when full of water/FOG. All units must be independently supported to avoid stress on fittings.
5. On the **4800** series the *Flow control supplied in hardware kit must be installed in the waste line ahead of interceptor. Location should be beyond the last connection of fixture(s) and as close as possible to the underside of the lowest fixture to minimize effects of head pressure. Any locations of the flow control other than this requires manufacturer consultation. The flow control should be installed with the reducing baffle ahead of the vent. The vent should be on the top of the flow control.
6. The inlet and outlet must both be vented to assure no air lock or back pressure. This should be done according to local code.
7. **WHEN INSTALLING IN THE GROUND FILL UNIT WITH WATER AND INSTALL LID BEFORE BACK FILLING.** It is recommended to use light sand for back fill. Be sure backfill is free of sharp stones and foreign matter to avoid punctures. **(DO NOT PUT SAND IN UNIT!)**

***Flow control on 4800 series only**

For more details on installation and maintenance go to WWW.PDIONLINE.ORG

Heavy-duty aluminum overlays are available for high traffic areas.

Call 1.800.541.8004 for more information



Maintenance Instructions for PolyTrap®

1. Even the best-designed interceptors properly installed will fail if they are not maintained. The precise requirements for maintenance are not possible to define since conditions vary at each installation and depend on the amount of F.O.G. and sediment in the wastewater.
2. A PDI certified interceptor has a rated retention capacity equal to twice its flow rate expressed in pounds. For example a 35 GPM interceptor is rated to retain at least 70 lbs. of grease. A user may determine a cleaning schedule by measuring how much grease has been trapped over a period of time. Grease will weigh about 8 pounds per gallon.
3. The amount of solids entering the grease trap will increase the frequency of cleaning the interceptor. This is another reason to take measures to eliminate solids entering the interceptor as much as possible. If excessive solids are passing into the line, we recommend installing a solids interceptor ahead of the grease trap.
4. Frequency of cleaning helps eliminate most of the odors associated with interceptors and increases its efficiency.
5. When the interceptor is being cleaned, extra attention should be given to make certain that inlet, outlet, and air relief ports are clear of obstructions. If the unit is installed in ground, be sure to fill the unit with water after cleaning. Always take proper care to ensure a safe and healthy environment while cleaning the interceptor.
6. Grease and any other waste matter that has been removed from the interceptor should not be introduced into any drain, sewer, or natural body of water. This waste matter should be placed in proper containers for disposal. Where recovery of grease is desired, it can be handled in a manner suitable to the authorities.

Trouble Shooting

If the interceptor becomes clogged, remove any debris that may be located at the flow control reducing baffle. If the unit is causing your sink to drain slower than normal it is probably time to pump and clean the interceptor.

Made in the U.S.A.



ASHLAND® Trap Distribution Company
PO Box 218
Williston, OH 43468

Toll free 800.541.8004
Ph 419.836.2300

UPC

ASHLAND® Trap Dist. Co.

(a dba in the State of Ohio, Fed ID #34-1946817)
800.541.8004 fax 800.326.5531

ASHLAND® PolyTraps® 4800 series warranty

ASHLAND® Trap Distribution Company of Williston, Ohio offers a limited life time warranty on the molded shell of the grease trap. A limited one year warranty of the gasket, cover, connections and fasteners is offered.

This warranty does not cover any large or custom modified series grease traps. Please refer to the Large & Custom Modified Series Warranty for the proper warranty information.

The **4800 series** PolyTraps® are, under a limited warranty, guaranteed to be free from defects in material and workmanship under normal usage from date of purchase by the first end user. Ashland® will repair or replace any defective unit without cost to the purchaser.

THIS LIMITED WARRANTY SHALL NOT EXTEND TO LABOR OR INSTALLATION CHARGES FOR UNIT REMOVAL OR REINSTALLATION. THESE LIMITED WARRANTY SHALL NOT EXTEND OR APPLY TO LOSSES RESULTING FROM ANY FLOODING OR ANY INCIDENTAL OR CONSEQUENTIAL DAMAGES, WHETHER STATED IN CONTRACT, TORT, OR OTHERWISE.

THERE ARE NO OTHER WARRANTIES OR BENEFITS OTHER THAN THOSE EXPRESSLY STATED HEREIN. ALL OTHER WARRANTIES, EXPRESSED OR IMPLIED, INCLUDING THE IMPLIED WARRANTIES OF MERCHANTABILITY AND FITNESS FOR PARTICULAR PURPOSES ARE HEREBY DISCLAIMED AND EXCLUDED.

ASHLAND® Trap Dist. Co. accepts no responsibility for defects resulting from or connected with misuse, abuse, improper installation or other causes beyond our control.

No verbal extension or modification of the limited warranty shall be effective under any circumstances. Any written extension or modification must be made by an officer of **ASHLAND®** Trap Dist. Co. and must expressly so state in clear and unambiguous terms that it is an extension or modification of the limited warranty.

All claims and claimants must be able to prove the date of purchase or the date of installation and installers contact information.

Some states do not allow limitations on how long an implied warranty lasts or disallow exclusions or limitations of incidental or consequential damages, so the above limitations or exclusions may not apply to you. You may also have other right which may vary from state to state.

This limited warranty is not assignable or transferable except with the express written consent and approval of an officer of **ASHLAND®** Trap Distribution Company.

Warranty claims, complaints, comments or inquiries may be directed to our toll free phone number, 1.800.541.8004 or may be forwarded in writing to:

ASHLAND® Trap Distribution Company
P.O. Box 218
Williston, Ohio 43468

ASHLAND® Trap Dist. Co.

(a dba in the State of Ohio, Fed ID #34-1946817)
800-541-8004 fax 800-326-5531

ASHLAND® PolyTraps® Custom & Modified Series Warranty **Excludes all standard 4800 Series**

ASHLAND® Trap Distribution Company of Williston, Ohio offers a 1 year warranty on the molded shell of the unit, gasket, cover, connections, ribbing, and fasteners.

Custom & Modified Series PolyTraps® are defined as all **APGI, APSI, APLI** and any **4800 series modified from the original factory specifications**. All Custom & Modified Series will be covered under a limited 1 year warranty, guaranteed to be free from defects in material and workmanship under normal usage from date of purchase by the first end user. **ASHLAND®** will repair or replace any defective unit. **ASHLAND®** Trap Distribution is not responsible for labor charges, installation, or other incidental or consequential costs such as shipping.

THIS LIMITED WARRANTY SHALL NOT EXTEND TO LABOR OR INSTALLATION CHARGES FOR UNIT REMOVAL OR REINSTALLATION. THIS LIMITED WARRANTY SHALL NOT EXTEND OR APPLY TO LOSSES RESULTING FROM ANY FLOODING OR ANY INCIDENTAL OR CONSEQUENTIAL DAMAGES, WHETHER STATED IN CONTRACT, TORT, OR OTHERWISE.

THERE ARE NO OTHER WARRANTIES OR BENEFITS OTHER THAN THOSE EXPRESSLY STATED HEREIN. ALL OTHER WARRANTIES, EXPRESSED OR IMPLIED, INCLUDING THE IMPLIED WARRANTIES OF MERCHANTABILITY AND FITNESS FOR PARTICULAR PURPOSES ARE HEREBY DISCLAIMED AND EXCLUDED.

ASHLAND® Trap Dist. Co. accepts no responsibility for defects resulting from or connected with misuse, abuse, improper installation, lack of cleaning, or other causes beyond our control.

No verbal extension or modification of the limited warranty shall be effective under any circumstances. Any written extension or modification must be made by an officer of **ASHLAND®** Trap Dist. Co. and must expressly so state in clear and unambiguous terms that it is an extension or modification of the limited warranty.

All claims and claimants must be able to provide the date of purchase, date of installation and installers contact information.

Some states do not allow limitations on how long an implied warranty lasts or disallow exclusions or limitations of incidental or consequential damages, so the above limitations or exclusions may not apply to you. You may also have other rights which may vary from state to state.

This limited warranty is not assignable or transferable except with the express written consent and approval of an officer of **ASHLAND®** Trap Distribution Company.

Warranty claims, complaints, comments or inquiries may be directed to our toll free phone number, 1.800.541.8004 or may be forwarded in writing to:

ASHLAND® Trap Distribution Company
P.O. Box 218
Williston, Ohio 43468